

## FCC COMPLIANCE

This equipment has been tested and found to comply with the limits for a class B digital device pursuant to part 15 of the FCC rules. These limits are designed to provide reasonable protection against harmful interference in a residential installation. This equipment generates, uses, and can radiate radio frequency energy and, if not installed and used in accordance with the instructions, may cause harmful interference to radio communications. However, there is no guarantee that interference will not occur in a particular installation even if installed correctly. If this equipment does cause harmful interference to radio or television reception, which can be determined by turning the equipment off and on, the user is encouraged to try to correct the interference by one or more of the following measures:

- Reorient or relocate the receiving antenna.
- Increase the distance between the equipment and the receiver.
- Connect the equipment to an outlet that is connected to a different circuit to the circuit on which the receiver is connected.
- Consult the dealer or an experienced radio/TV technician if you require any additional help.

This device complies with part 15 of the FCC Rules. Operation is subject to the following conditions: (1) This device may not cause harmful interference, and (2) this device must accept any interference received, including interference that may cause undesired operation.



The crossed-out wheeled bin symbol indicates that the item should be disposed of separately from household waste. The item should be handed in for recycling in accordance with local environmental regulations for waste disposal. By separating a marked item from household waste, you will help to reduce the volume of waste sent to incinerators or landfill sites, which helps to minimize any potential negative impact on human health and the environment.

uyuni®  
LIGHTING

info@uyunilighting.com  
www.uyunilighting.com  
+45 70 666 888

©2023 Uyuni Lighting Denmark  
Bymosevej 17, 3200 Helsingør, Denmark  
All Rights Reserved. Printed in Vietnam.  
Patented\*

\*More information: [www.uyunilighting.com/faq](http://www.uyunilighting.com/faq)

## Congratulations on the purchase of your Uyuni® LED candle!

The Uyuni® LED candle has a 3D electronic flame that gently flickers, creating a soft and inviting light. Uyuni® LED candles are battery-powered and are controlled using a manual switch.

Use the candles on their own or in creative arrangements of multiple candles in order to illuminate your home and create focal areas of light and warmth.

The Uyuni Salt Flats in Bolivia are famous for the crystal clear night skies in which the stars shine brighter than almost anywhere else on Earth. Uyuni candles bring the aura of these distant galaxies into your home as their gently flickering lights illuminate the dark to create a restful and inviting ambiance.

## BATTERY INSTALLATION (FIG. 1)

- To release the battery cover, push the plastic clip on the bottom of the device inward.
- The candle requires two 'AAA' Alkaline batteries to be installed. Alkaline batteries are recommended to ensure maximum battery life. Both batteries must be inserted with the + and - poles pointing in the correct direction.
- Close the battery cover.

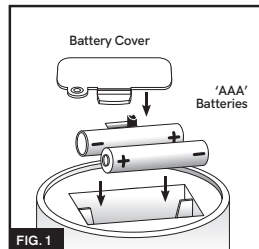


FIG. 1

## CANDLE OPERATION (FIG. 2)

- In timer mode the candle will turn on for 6 hours from the moment you activate it and then turn itself off for 18 hours, with the cycle repeating daily. To activate timer mode, slide the switch to the right into the 6HR TIMER position.
- To operate the candle manually, slide the switch to the left into the ON REMOTE position to turn the candle on, or slide it into the OFF position to turn the candle off. The REMOTE CONTROL (sold separately) allows you to choose between 4 timer modes and 32 brightness levels.

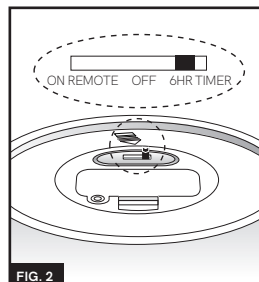


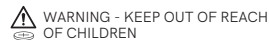
FIG. 2

## CARE INSTRUCTIONS

If required, the wax can be cleaned using a mild household soap and a soft, damp cloth.

## IMPORTANT SAFETY INSTRUCTIONS

- The candle is made from PLASTIC and is FLAMMABLE when exposed to an open flame. This product is designed for INDOOR use. DO NOT expose to water or liquids. Keep away from any heat source (including direct sunlight) that could cause the plastic to melt or catch fire.
- Please DO NOT pull or hold the candle by the LED flame as this could damage the product.
- Place the candle on a protective base to prevent any possible residue from damaging your décor surfaces.
- Failure to insert the batteries in the correct polarity as indicated inside the battery compartment may shorten the life of the batteries or cause them to leak which, in turn, could damage the candle.
- Changes or modifications not expressly approved by the party responsible for compliance could void the user's authority to operate the equipment.
- Only use manufacturer-specified batteries.
- Remove batteries from the product when not in use or before extended storage.
- Always use and replace batteries under adult supervision.



This product contains a button or coin cell battery. Hazardous if swallowed.

Swallowing may lead to serious injury in as little as 2 hours or death, due to chemical burns and potential perforation of the oesophagus. If you suspect your child has swallowed or inserted a button battery **IN AUSTRALIA**, immediately call the 24-hour Australian Poisons Information Centre on **13 11 26** or **IN NEW ZEALAND**, immediately call the 24-hour New Zealand National Poisons Centre **0800 764 766** for fast expert advice. Examine devices and make sure the battery compartment is correctly secured, e.g. that the screw or other mechanical fastener is tightened. Do not use if the compartment is not secure. Old/flat batteries can still be dangerous. Dispose of used button batteries immediately and safely at your nearest recycling facility.

\*NOTE: Alkaline batteries are recommended for maximum battery life.